



F616 Optical Power Monitoring Card


Part Number: F616-OPM-xxx



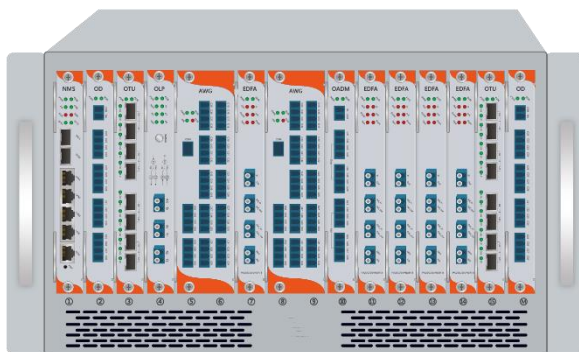
Optical Power Monitoring Card (OPM)



1U1S Chassis



2.5U8S Chassis



6U16S Chassis

Overview:

OPM-xxx is a real-time spectral monitoring and analysis card for the DWDM transmission system. It produces the diagrams of the optical channels, wavelengths, power and OSNR (Optical Signal-to-Noise Ratio) for each channel with a simple function spectrometer. The network management system draws the spectral diagrams and the optical channel performance list according to these data. Users can watch and analyze the drift of optical central wavelength, optical power changes, OSNR and channel occupation to achieve real-time monitoring of DWDM channel performance.

Applications:

- Metro DWDM distance extension
- Long-Haul transmission system
- Real-time monitoring DWDM system channel signals



Features:

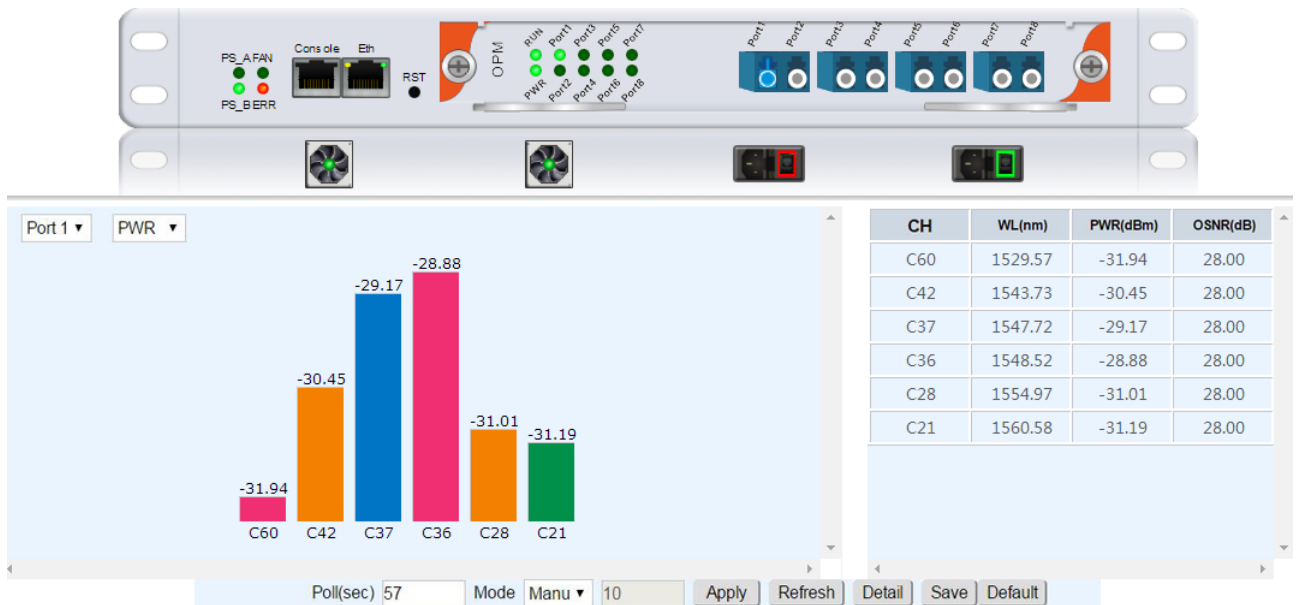
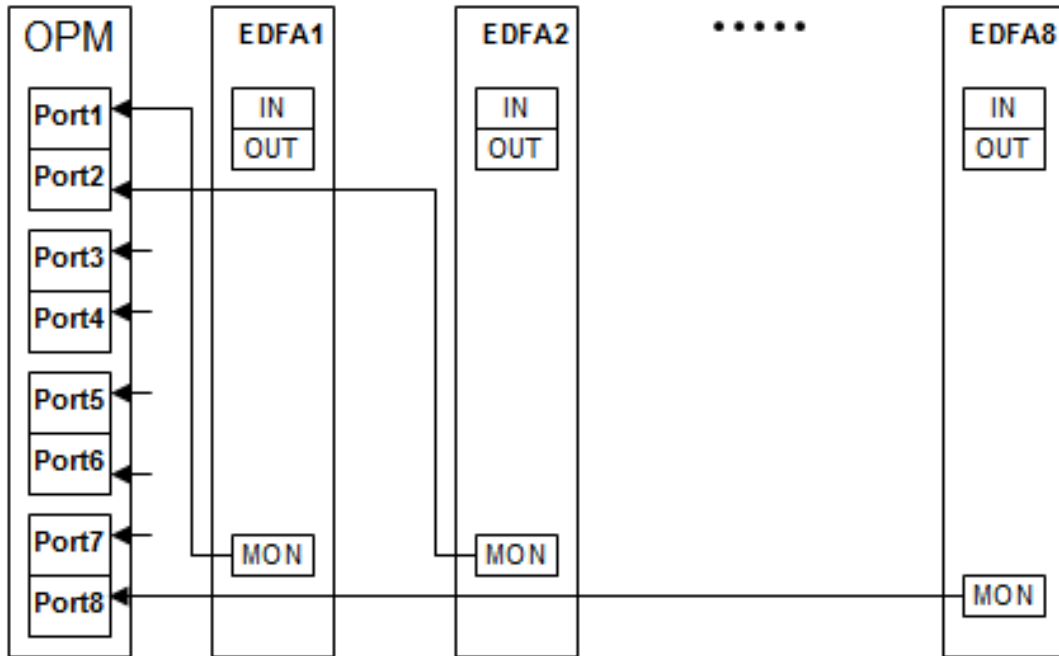
- Real-time monitoring DWDM channel central wavelength
- Real-time monitoring optical power of each DWDM channel
- Real-time monitoring OSNR of each DWDM channel
- Real-time monitoring spectral diagrams
- Real-time monitoring performance list of each DWDM channel
- Support 1/2/4/8-Port Real-time switching scan
- Support SNMP-based Network management
- Support CLI, WEB, Telnet and NMS

Specification:

Parameter	Value	Unit
Operating Wavelength Range	1529 ~ 1561	nm
Channel Spacing	50 / 100	GHz
Input Power of Each Single Channel	-30 ~ -10	dBm
Wavelength Detection Accuracy	< 2.5	nm
Optical Power Detection Accuracy	<1.5	dBm
Monitoring Port Number	1 / 2 / 4 / 8	
Operating Temperature	-10 ~ +60	°C
Storage Temperature	-20 ~ +75	°C
Relative Humidity	5 ~ 95	RH%
Power Consumption	< 5	W
Dimension	26.5(W) x 195(D) x 252(H)	mm



Application Scheme:





Ordering Information:

F616-OPM-

Channel Spacing

C: 100GHz

H: 50GHz

Port Number

01: 1 port

02: 2 ports

04: 4 ports

08: 8 ports